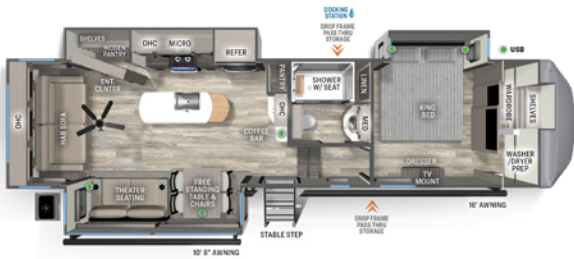




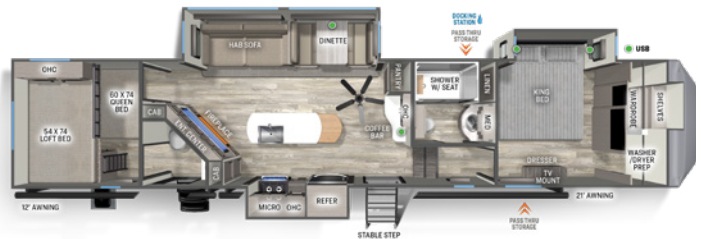
FOREST RIVER SANDPIPER

FIFTH WHEELS



3370RLS

HITCH (LBS.): 1560 U/VW (LBS.): 10319 CCC (LBS.): 3241 LENGTH: 36' 4"
EXT. HEIGHT: 13' 4" WIDTH: 96" TANKS (F/G/B): 50/52/52 AWNING: 16' & 10' 8"



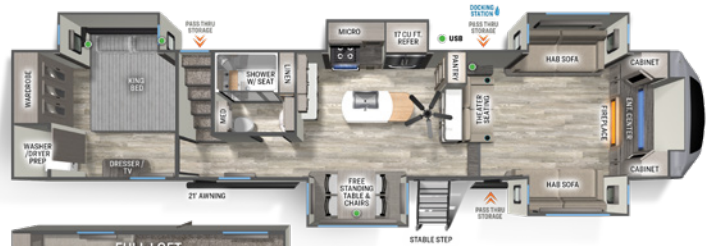
3550BH

HITCH (LBS.): 2380 U/VW (LBS.): 12044 CCC (LBS.): 3456 LENGTH: 43' 6"
EXT. HEIGHT: 13' 4" WIDTH: 96" TANKS (F/G/B): 50/104/82 AWNING: 21' & 12'



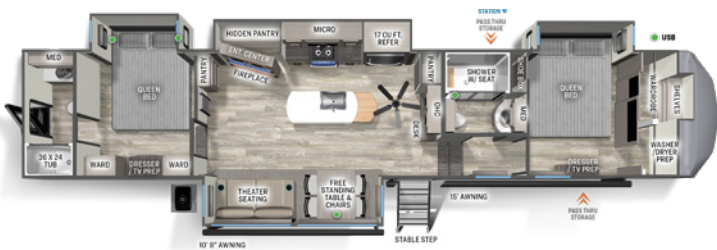
3800RK

HITCH (LBS.): 2405 U/VW (LBS.): 12849 CCC (LBS.): 2651 LENGTH: 44' 1"
EXT. HEIGHT: 13' 4" WIDTH: 96" TANKS (F/G/B): 50/156/52 AWNING: 16' & 13'



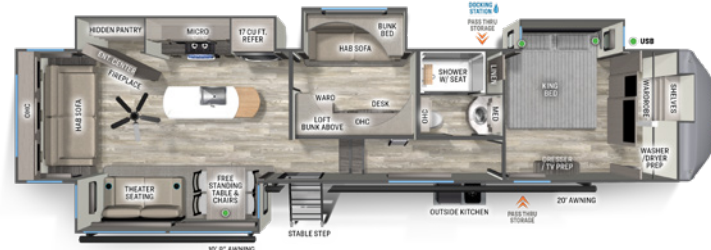
3990FL

HITCH (LBS.): 2825 U/VW (LBS.): 12439 CCC (LBS.): 2936
LENGTH: 43' 6" EXTERIOR HEIGHT: 13' 4" WIDTH: 96"
TANKS (F/G/B): 50/82/52 AWNING: 21'



4002FB

HITCH (LBS.): 2340 U/VW (LBS.): 12889 CCC (LBS.): 2611 LENGTH: 43' 5"
EXT. HEIGHT: 13' 4" WIDTH: 96" TANKS (F/G/B): 50/104/104 AWNING: 15' & 10' 8"



4003MB

HITCH (LBS.): 2010 U/VW (LBS.): 12609 CCC (LBS.): 2891 LENGTH: 42' 9"
EXT. HEIGHT: 13' 4" WIDTH: 96" TANKS (F/G/B): 50/104/52 AWNING: 20' & 10' 8"



FIFTH WHEEL

STANDARDS & OPTIONS

EXTERIOR FEATURES

- › Automatic Electric Level-Up System
- › 2" Towing and Accessory Hitch
- › 7,000lb axles with Anti-lock Braking System
- › Goodyear Radial Tires
- › GoPower 200W roof mounted solar panel with controller and battery
- › Quad MORryde® step above with strut
- › Color match high gloss gel coated colored exterior fiberglass
- › Painted two tone aerodynamic fiberglass front cap with improved turning radius
- › Underbelly Armor
- › TST Tire Pressure Monitoring System
- › Enclosed and heated dump valves
- › 16" Spare tire kit
- › Large tinted windows with 80/20 UV prohibitor
- › Electric awning with LED light strip
- › Prepped for Lippert On-The-Go Ladder
- › Power front jacks with spring loaded pins
- › Automotive-style fender skirts
- › Hitch light
- › Porch light with interior switch
- › 30 lb. double LP tanks with auto change over
- › Two exterior speakers
- › Rain gutters with extra long drip spouts (Prevents black streaking)
- › Insulated heavy duty slam lock baggage doors
- › Exterior foldable grab handle
- › Unobstructed pass through storage area
- › Upgraded aluminum rims
- › Oversized friction hinge entry door
- › Exterior LP Quick Connect with Grill/Griddle Cooktop

INTERIOR FEATURES

- › Solid Surface Countertops
- › Fiberglass one-piece shower with folding teak seat
- › Washer and Dryer Prep
- › 6' 4" slide-out height
- › Stainless steel appliances
- › Rustic wood plank linoleum
- › Hidden hinged, soft close drawers and cabinets
- › Stainless steel under mounted kitchen sink
- › Decorative backsplash
- › Two color coordinated interiors
- › LED lighting throughout
- › Recessed residential lighting
- › Accent lighting over dinette
- › Mocha accent crown molding over kitchen cabinets

- › Extra large, panoramic picture windows throughout
- › Vented side windows in slide-outs
- › TV antenna with booster
- › Solid wood drawer fronts with birch sides
- › Upgraded raised panel cabinet doors with designer rails
- › Bedroom slide-out fascia
- › Memory foam mattress
- › Teddy Bear® bunk mats
- › 50" flatscreen TV
- › Premium soundbar with built in DVD player
- › Designer window treatment
- › Ceiling fan
- › Tri-fold hide-a-bed sofa
- › Residential stain resistant carpet
- › Quilted bedspread

APPLIANCES / SYSTEMS

- › Dual 15,000BTU Ducted Air Conditioners
- › 17 cu. ft. 12V refrigerator
- › 60,000BTU On Demand Tankless Water Heater
- › Heated Holding Tanks (12V)
- › Floor ducted 35,000BTU furnace
- › 30" OTR stainless steel microwave
- › Three burner high output range with 24" oven
- › Interior monitor panel for holding tanks
- › Satellite and cable hookup with RG-6 cable for high quality picture
- › Porcelain foot flush toilet(s)
- › 65 Amp converter
- › Power fan in Kitchen and Bathroom(s)

CONSTRUCTION

- › Welded aluminum-framed, vacuum bonded laminated superstructure
- › 3/8" roof decking
- › Cambered powder coated frame with rust prohibitor
- › Fully enclosed underbelly
- › 5" truss roof rafters
- › R-10, 2" sidewall construction
- › Laminated sidewalls
- › Laminated slide-out walls

FOR YOUR SAFETY

- › Smoke alarm
- › Fire extinguisher
- › Breakaway switch (Battery hook-up required)
- › Dead-bolt lock on entry door
- › LP/CO2 gas detector
- › Fire escape windows

POPULAR OPTIONS

- › Free Standing Dinette in place of Booth
- › Central vacuum
- › Slide room awnings (All slides)
- › Washer and Dryer

POLAR TECH PACKAGE (OPTIONAL)

- › Dual pane windows
- › 40K BTU furnace

SUMMIT PACKAGE

- › Electric Leveling System
- › Goodyear Tires with 7,000lb axles
- › 2" Rear Receiver Hitch and 4-Pin Connector
- › Two 15,000BTU Air Conditioners
- › Power fan in Kitchen and Bathroom(s)
- › Anti-lock Braking System
- › Tire Pressure Monitoring System
- › 60,000BTU On Demand Tankless Water Heater
- › BoonDocker Solar System-200W Panel with controller & battery
- › MORryde Steps with Strut (Wherever available)
- › Heated and Enclosed Holding Tanks (12V pads)
- › Washer and Dryer Prep
- › King Wi-Fi Extender System and Olympus Antenna
- › Underbelly Armor
- › Soft Close Residential Drawers & Cabinets Throughout
- › 50" Flat Screen Television
- › 4 Camera Security Prep with Back-Up Camera prep
- › Full Coach Water Filter System
- › Enclosed, One-Piece Docking Station
- › Color Matched Gel coated Fiberglass Exterior
- › Aerodynamic Two Tone Fiberglass Painted Front Cap with Lights
- › High Efficiency Radiant Foil (Roof and Floor)
- › Spare Tire

SIGNATURE PACKAGE (STANDARD)

- › 17 cu. ft. Stainless Refrigerator (12V)
- › Stainless Range with Cast Iron Grates
- › Solid Surface Countertops
- › Stainless Apron Sink with Strainer
- › Commercial Style Kitchen Faucet
- › 30" Over-the-Range Stainless Microwave
- › Countertop Extension
- › Designer Backsplash

Specification Definitions :: GVWR (Gross Vehicle Weight Rating) - is the maximum permissible weight of the unit when fully loaded. It includes all weights, inclusive of all fluids, cargo, optional equipment and accessories. For safety and product performance do NOT exceed the GVWR. // **GAWR (Gross Axle Weight Rating)** - is the maximum permissible weight, including cargo, fluids, optional equipment and accessories that can be safely supported by a combination of all axles. // **UVW (Unloaded Vehicle Weight)** - is the typical weight of the unit as manufactured at the factory. It includes all weight at the unit's axle(s) and tongue or pin and LP Gas. The UVW does not include cargo, fresh potable water, additional optional equipment or dealer installed accessories. *Estimated average based on standard build optional equipment. // **CCC (Cargo Carrying Capacity)** - is the amount of weight available for fresh potable water, cargo, additional optional equipment and accessories. CCC is equal to GVWR minus UVW. Available CCC should accommodate fresh potable water (8.3 lbs per gallon). Before filling the fresh water tank, empty the black and gray tanks to provide for more cargo capacity. **Estimated average based on standard build optional equipment. // Each Forest River RV is weighed at the manufacturing facility prior to shipping. A label identifying the unloaded vehicle weight of the actual unit and the cargo carrying capacity is applied to every Forest River RV prior to leaving our facilities. The load capacity of your unit is designated by weight, not by volume, so you cannot necessarily use all available space when loading your unit. // All information contained in this brochure is believed to be accurate at the time of publication. However, during the model year, it may be necessary to make revisions and Forest River, Inc., reserves the right to make all such changes without notice, including prices, colors, materials, equipment and specifications as well as the addition of new models and the discontinuation of models shown in this brochure. Therefore, please consult with your Forest River dealer and confirm the existence of any materials, design or specifications that are material to your purchase decision. Litho. U.S.A. FOR 2017 W. 2022.11.05